



Reveal Merchandiser® Tall ORM87(L/M/H)-B Specs

Open Multi-Decks (87" Tall Height)

ORM87(L/M/H)-B: (L=Low, M=Medium, H=High Sill Height)-B=Beverage

Energy Data

REFRIGERATION

	LINEUP DATA	INDIVIDUAL CASE DATA (Includes 1 Pair of End Panels)			
	Per Foot Avg.	4'	6'	8'	12'
Evaporator Temperature (°F) ^{1,2}	28	28	28	28	28
Baseline Btuh ^{3,4}	1,351	5,965	8,779	11,481	16,883
Discharge Air Temp. (°F) (w/ 6-8°F Superheat) ⁵	36	36	36	36	36
Discharge Air Velocity (fpm) ⁶	260	260	260	260	260
Btuh Deducts	Btuh/ft	Btuh	Btuh	Btuh	Btuh
High Sill	40	160	240	320	480
Btuh Adders	Btuh/ft	Btuh	Btuh	Btuh	Btuh
Low Sill	40	160	240	320	480
Canopy LED (Zero Zone ChillBrite™) 2nd Row	13	52	78	104	156
Nose LED (Zero Zone ChillBrite™)	7	28	42	56	84
Under Shelf LED (Zero Zone ChillBrite™) Per Row	10	40	60	80	120

ELECTRICAL DATA ⁷

	Per Foot Avg.		4'		6'		8'		12'			
	Amps	Watts	Amps	Watts	Amps	Watts	Amps	Watts	Amps	Watts		
Fan Motors (115V)	High Efficiency Electronic (ECM)		0.11	7.7	0.60	42	0.60	42	0.90	63	1.20	84
Lighting System (115V)	LED Lighting (Zero Zone ChillBrite™) Per Row Canopy		0.047	5.8	0.19	23	0.28	35	0.38	46	0.56	69
LED Lighting (Zero Zone ChillBrite™) 1-Row Sill		0.023	2.9	0.09	12	0.14	17	0.19	23	0.28	35	
LED Lighting (Zero Zone ChillBrite™) Per Row Under Shelf		0.012	1.5	0.05	6	0.07	9	0.10	12	0.14	17	

Notes:

- For high-glide refrigerants, use dew point for unit sizing. Adjust evaporator pressure as needed to maintain discharge air temperatures.
- Evaporator temperatures listed above are for unlit, flat shelves. Evaporator temperatures may need to be reduced for lit and/or angled shelves or aftermarket display accessories.
- Baseline Evaporator Btuh based on parallel rack system, 1 Row LED canopy lighting (Zero Zone ChillBrite™), ECM electronic fan motors, 4 rows of 22" solid shelves, and Medium sill height.
- For condensing units (non-rack system), multiply total Btuh rating by 1.08.
- Discharge air temperature is measured at the outlet of the honeycomb.
- Discharge air velocity is average velocity at peak of defrost.
- Amps are based on electrical nameplate values, watts are based on laboratory observations of actual energy use.

Case Performance Notes:

- Btuh load increases by approximately 120 Btuh/ft for aftermarket shelving/merchandising.
- Operating temperature and defrost set points may need to be adjusted for alternate shelving, store conditions, or packout.
- A minimum 20° evaporator is recommended without positive defrost.

Operating Set Points

Off-Cycle Defrost	Time Per Defrost (Min.)	Drip Time (Min.)	EPR Settings (psig)
4 Per Day (R-404A)	30	N/A	67
6 Per Day (R-448A)	30	N/A	59

Physical Data

Baseline R-404A Refrigeration Piping	Outlet Size (in.)	Case Length	Weight (lbs.)
Suction Line O.D. (Top Refrig. 4' & 6' Cases)	5/8	4'	468
Suction Line O.D. (Top Refrig. 8' & 12' Cases)	7/8	6'	702
Liquid Line O.D.	3/8	8'	819
Use 0.5 lb/ft evaporator refrigerant charge for receiver sizing.		12'	1,265
		Solid End Panel	38



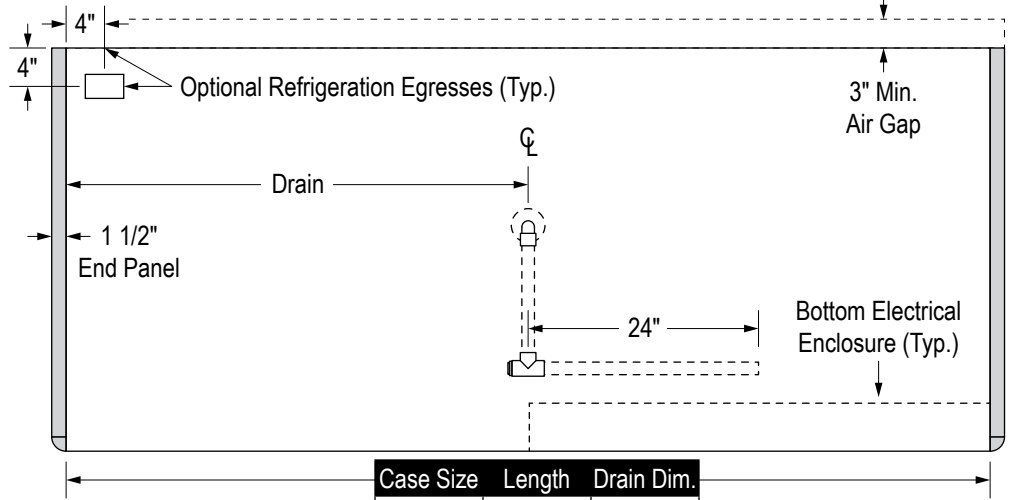
Reveal Merchandiser® Tall ORMC87(L/M/H)-B Specs

Open Multi-Decks (87" Tall Height)

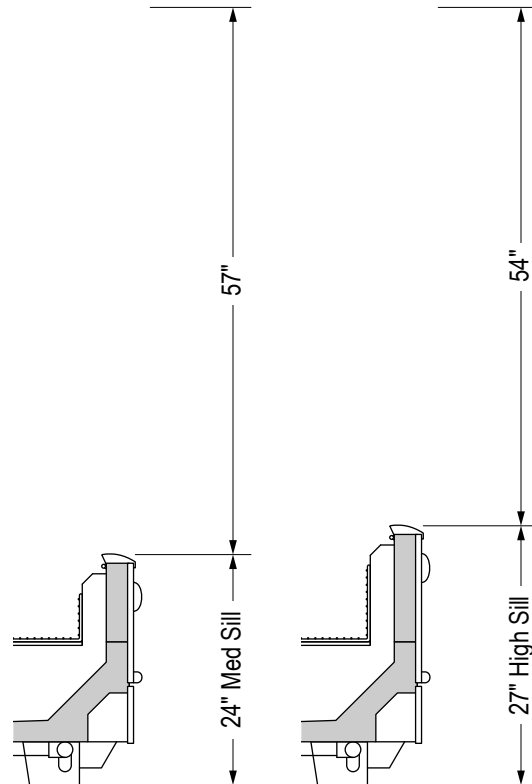
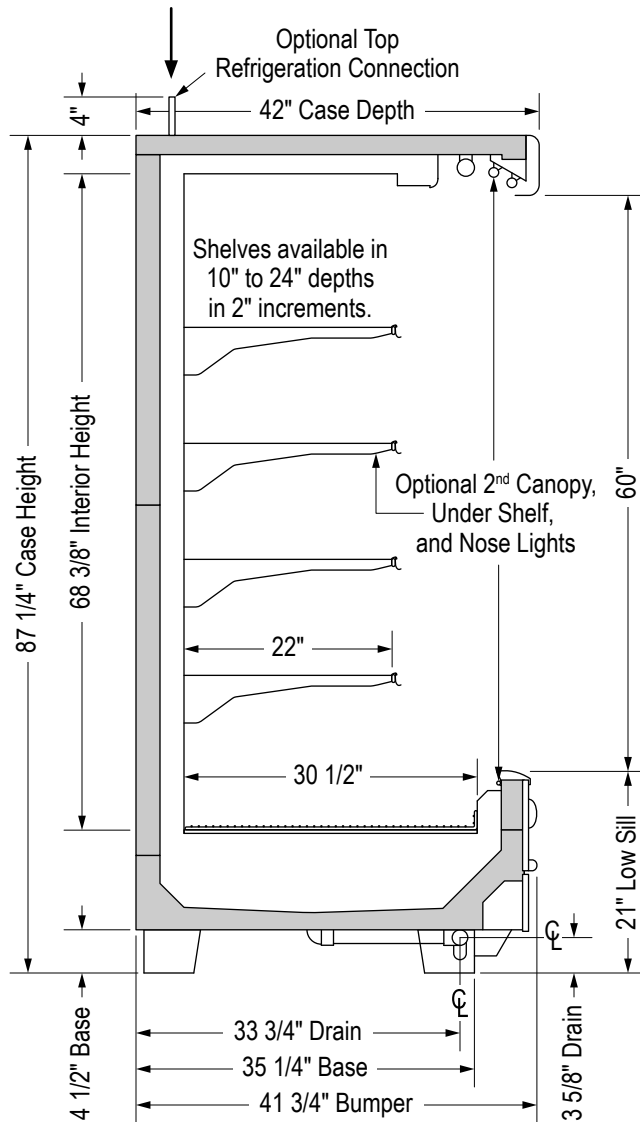
ORMC87(L/M/H)-B: (L=Low, M=Medium, H=High Sill Height)-B=Beverage

- 3 1/2" bases available.
- If 24" shelves are used at an angle, the top shelf must be 22" or less.

Top refrigeration connections increase case height by up to 4".



Case Size	Length	Drain Dim.
4'	48"	24"
6'	72"	36"
8'	96"	48"
12'	144"	72"



11/28/18

Specifications are subject to change without notice. All dimensions are nominal.
Case designed to operate in an ambient temperature of 75°F and relative humidity of 55% or lower.



Zero Zone, Inc. | 110 N Oakridge Drive | North Prairie, WI 53153-9792
Toll Free: 800-247-4496 | Fax: 262-392-6450
www.zero-zone.com

© 2018 Zero Zone, Inc.



Intertek