

Up to 84% Less Energy

Your customers might be interested to know that your new Crystal™ Merchandiser display cases save up to 84% in annual energy costs over open multi-deck cases. This is good for the environment and helps keep your operating costs down with lower utility bills. The new “Responsible Energy Conservation” decal is provided to help you share this message with your customers.



The Cold Stays In

Like your refrigerator at home, the Crystal™ Merchandiser keeps the cold behind the door where it belongs. This maintains the product at a consistent temperature while keeping the aisle warmer and more comfortable for your customers.

More Packout & Facings

There's more space inside your new Crystal™ Merchandiser case than a typical open multi-deck case. For you and your customers, that means...

More Product — Up to 25% More Capacity

More Variety — Up to 35% More Facings

LED Lighting

LED Lighting is the environmentally responsible choice:

- **Energy Savings** - LED lighting uses up to 66% less energy than fluorescent lighting
- **Longer Life** - LED lighting lasts over three times longer (That's less waste going to landfills)
- **No UV Rays** - UV rays can break down dairy products, giving them an unpleasant taste
- **Better and Brighter Illumination**

SafetyFlex™ Glass Pack

The SafetyFlex™ Glass Pack is designed for easy and safe operation and can withstand a considerable amount of flexing.

Glass Care

For the most appealing product presentation, door glass should be cleaned periodically. Any standard glass cleaner can be used.

CoolView™ Doors

The 74" doors on your Crystal™ Merchandiser are designed to be self-closing from any position. At 90°, they will engage the hold-open catch and remain open for ease of stocking.

Cleaning Case Interior

If liquid product spills on the case bottom it can be hosed down and if necessary cleaned with a mild cleaner and a bristle brush. To prevent clogs, solid waste should be removed before hosing down the case bottom.

Merchandising

In addition to the tips on the reverse side of this flyer, a comprehensive illustrated Merchandising Guide is available. Call Zero Zone at 800-247-4496 to request your copy.

Warranty

- 1-Year Parts
- 10-Year Glass Pack
- 5-Year LED Parts



Service Access

- The expansion valve is located at the top right interior of the case and is accessed by removing the right-hand upper fan cover.
- The fan motors are accessed by removing the upper fan cover at each door.
- The upper drain is located in the middle of the case. The drain tube runs behind the rear duct cover to the lower drain.



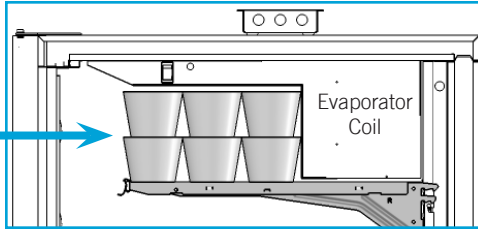
CRYSTAL™ MERCHANDISER

TIP SHEET



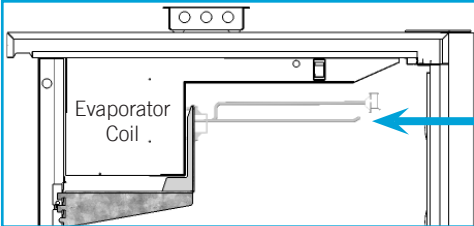
Top Shelf

Installing the top shelf in the top standard slot allows product to be merchandised in front of the evaporator coil.



Top Position Peg Merchandiser

Use for peg display in front of evaporator coil in lieu of shelf. Part # 170-0166-P1.




Shelf Placement

To take full advantage of the Crystal™ Merchandiser vertical merchandising potential, either a shelf in the top position or the Top Position Peg Merchandiser should always be used. Note the improvement as shown in the photo to the right.

Magna-Bar™ Placement

When a shelf in the top position is used with the Magna-Bar peg system, the shelf brackets AND the Magna-Bar brackets can be installed in the same shelf standard slots. To accomplish this, allow the Magna-Bar bracket hardware to remain loose until it is installed in the shelf standard slot. Once positioned, tighten the hardware.



Saddle Hooks for Jell-O® and Pudding



Self-Facing Salad Devices




Product Stops for Dough Products



Yogurt Visi-Slide®



Beverage Visi-Slide®



Self-Facing Merchandisers



The Responsive Company™

ZERO ZONE, INC. • ZERO-ZONE.COM

CASE DIVISION • 800-247-4496

SYSTEMS DIVISION • 800-708-3735

© 2015 Zero Zone, Inc. • JUL 2015

GD-02-D