



Reveal Merchandiser® with Doors ORMC83D Specs

Multi-Decks with 24" x 69" CoolView® Ultra™ Doors

ORMC83D-(B,D,P,M): D=Doors-(B=Beverage, D=Dairy/Deli, P=Produce, M=Meat)

Refrigeration Data

Refrigeration	Lineup Data	Individual Case Data (Includes 1 Pair of End Panels)			
	Per Foot Avg.	4' (2-Door)	6' (3-Door)	8' (4-Door)	12' (6-Door)
Evaporator Temperature (°F) ¹	28	28	28	28	28
Baseline Btu/h ^{2,3}	229	1,180	1,531	1,887	2,577
Discharge Air Temperature (°F) (w/ 8°F Superheat)	34	34	34	34	34

Electrical & Energy Data ⁴

Electrical & Energy Data	Lineup Data		Individual Case Data (Includes 1 Pair of End Panels)							
	Per Foot Avg.		4' (2-Door)		6' (3-Door)		8' (4-Door)		12' (6-Door)	
Fan Motors (115V) ⁵	Amps	Watts	Amps	Watts	Amps	Watts	Amps	Watts	Amps	Watts
High Efficiency Electronic (ECM or SSC)	0.15	5	0.60	17	0.90	26	1.20	41	1.50	52
Lighting System (120V)	Amps	Watts	Amps	Watts	Amps	Watts	Amps	Watts	Amps	Watts
LED Lighting (Zero Zone ChillBrite 5)	0.09	11	0.36	42	0.48	56	0.72	84	1.08	126
Anti-Sweat Heat (115V) ⁶	Amps	Watts	Amps	Watts	Amps	Watts	Amps	Watts	Amps	Watts
No-Energy Doors (Zero Zone CoolView Ultra)	0.00	0	0.00	0	0.00	0	0.00	0	0.00	0

Physical Data

Refrigeration Piping	Outlet Size (in.)			
	4' (2-Door)	6' (3-Door)	8' (4-Door)	12' (6-Door)
Suction Line O.D. (Top Refrigeration Exit)	3/8	3/8	3/8	1/2
Liquid Line O.D. (Off-Cycle Defrost)	1/4	1/4	1/4	3/8

Case Calculations	Solid End Panel	Windowed End	4' (2-Door)	6' (3-Door)	8' (4-Door)	12' (6-Door)
Facings (ft. ²)	N/A	N/A	21.1	31.7	42.3	63.4
Packout (ft. ³) 24" Shelves	N/A	N/A	44.0	66.0	88.0	132.1
Weight (lbs.)	30	55	775	933	1,020	1,254

Notes:

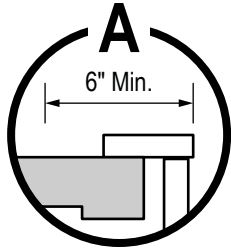
- For high-glide refrigerants, use dew point for unit sizing. Adjust evaporator pressure as needed to maintain discharge air temperatures.
- Baseline Evaporator Btu/h based on parallel rack system, LED lighting (Zero Zone ChillBrite® 5), no-energy French-swing doors (Zero Zone CoolView® Ultra™), and ECM or SSC electronic fan motors.
- For condensing units (non-rack system), multiply total Btu/h rating by 1.04.
- Amps are based on electrical nameplate values. Watts are based on laboratory observations of actual energy use.
- 2 to 4-door (4' to 8') cases use one fan motor per door. 6-door (12') cases uses five total fan motors.
- Door (Anti-Sweat) Option: no-energy = no-heat glass and no-heat rails.



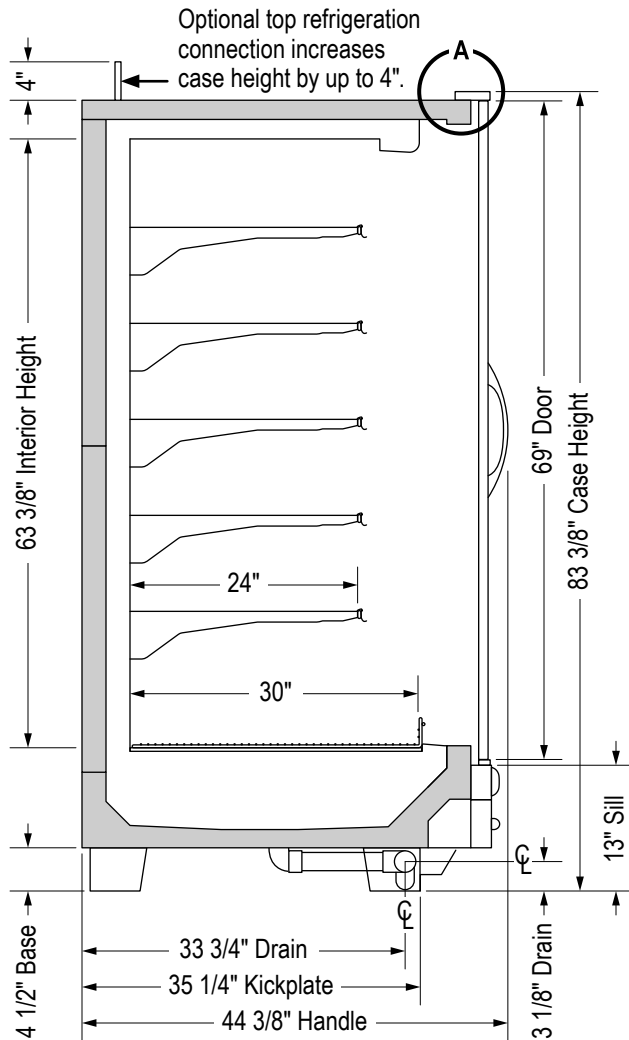
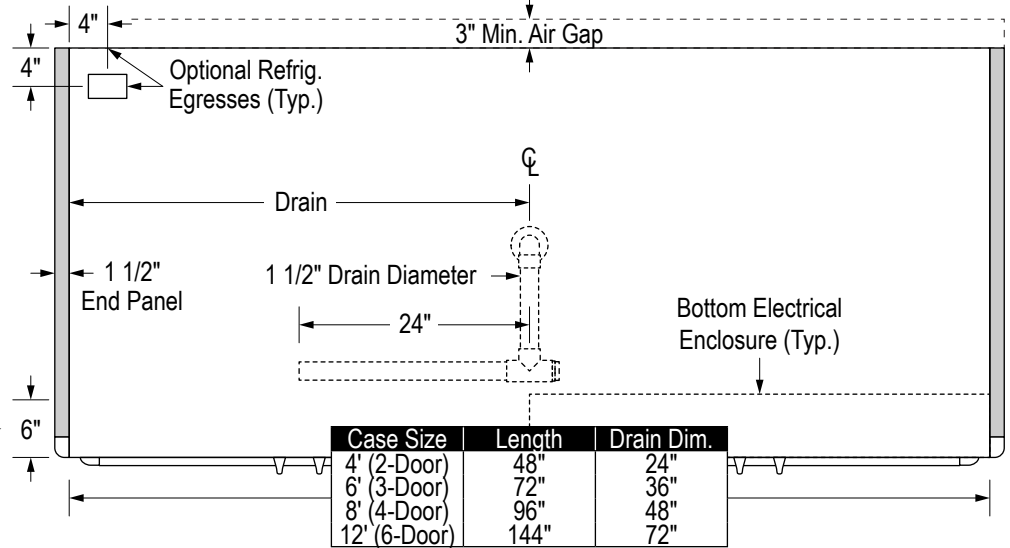
Reveal Merchandiser® with Doors ORMC83D Specs

Multi-Decks with 24" x 69" CoolView® Ultra™ Doors

ORMC83D-(B,D,P,M): D=Doors-(B=Beverage, D=Dairy/Deli, P=Produce, M=Meat)

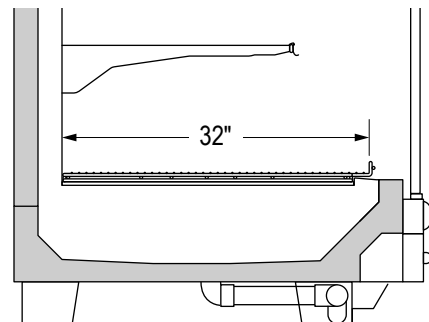


Building soffits must be set back at least 6" from the front of the doors to allow access to electrical wiring on the top of the case.



Shelves available in 22", 24", and 27" depths.

32" bottom wire rack available for Beverage application only.



SS-114-C

Specifications are subject to change without notice. All dimensions are nominal. Case designed to operate in an ambient temperature of 75°F and relative humidity of 55% or lower. Reveal Merchandiser® is a registered trademark of Zero Zone, Inc. in the United States.

6/7/2021



Zero Zone, Inc.
800-247-4496 • www.zero-zone.com
© 2021 Zero Zone, Inc.

