



# Crystal Merchandiser® RVMC30DRL Deep Rear Load Specs

Medium Temp Deep Rear Load Reach-Ins with 30" x 74" CoolView® Ultra™ Doors  
 RVMC30DRL-(B,D,P,M): D=Deep, RL=Rear Load (B=Beverage, D=Dairy/Deli, P=Produce, M=Meat)

## Refrigeration Data <sup>1</sup>

Refrigeration	Lineup Data	Individual Case Data (Includes 1 Pair of End Panels)			
	Per Door Avg	2-Door	3-Door	4-Door	5-Door
Evaporator Temperature (°F) <sup>2</sup>	28	28	28	28	28
Baseline Btu/h <sup>3,4</sup>	495	1,110	1,570	2,050	2,570
Discharge Air Temperature (°F) (w/ 8°F Superheat)	33	33	33	33	33
Btu/h Adders	Per Door Avg				
Rail Heated Doors (Zero Zone CoolView Ultra)	10				
Rail & Glass Heated Doors (Zero Zone CoolView Ultra)	40				
Optional Glass Windowed End Panel (Each) <sup>5</sup>	410				

Glycol Data <sup>6</sup>	2-Door	3-Door	4-Door	5-Door
Flow Rate (GPM)	0.8	1.0	1.4	1.8
Pressure Drop (PSIG)	3.1	4.3	7.2	5.8

## Electrical & Energy Data <sup>7</sup>

Electrical & Energy Data	Lineup Data		Individual Case Data (Includes 1 Pair of End Panels)							
	Per Door Avg		2-Door		3-Door		4-Door		5-Door	
Fan Motors (115V) <sup>8</sup>	Amps	Watts	Amps	Watts	Amps	Watts	Amps	Watts	Amps	Watts
High Efficiency Electronic (ECM or SSC)	0.42	9	0.84	18	0.84	19	0.84	19	1.26	31
Lighting System (120V)	Amps	Watts	Amps	Watts	Amps	Watts	Amps	Watts	Amps	Watts
LED Lighting (Zero Zone ChillBrite 4234)	0.16	19	0.32	39	0.48	58	0.63	77	0.79	96
Anti-Sweat Heat (115V) <sup>9</sup>	Amps	Watts	Amps	Watts	Amps	Watts	Amps	Watts	Amps	Watts
No-Energy Doors (Zero Zone CoolView Ultra)	0.00	0	0.00	0	0.00	0	0.00	0	0.00	0
Rail Heated Doors (Zero Zone CoolView Ultra)	0.05	6	0.10	12	0.16	18	0.21	24	0.26	30
Rail & Glass Heated Doors (Zero Zone CoolView Ultra)	0.18	21	0.37	42	0.55	63	0.73	84	0.91	105

## Physical Data

Refrigeration Piping: R-404A & R-448A <sup>10</sup>	Outlet Size (in.)			
	2-Door	3-Door	4-Door	5-Door
Suction Line O.D. (Top Refrigeration Exit)	1/2	1/2	1/2	1/2
Liquid Line O.D.	3/8	3/8	3/8	3/8
Refrigeration Piping: CO2 <sup>10</sup>	2-Door	3-Door	4-Door	5-Door
Suction Line O.D. (Top Refrigeration Exit)	3/8	3/8	3/8	3/8
Liquid Line O.D.	3/8	3/8	3/8	3/8

Case Calculations	Solid End Panel	Windowed End	2-Door	3-Door	4-Door	5-Door
Facings (ft. <sup>2</sup> )	N/A	N/A	30.1	44.9	59.7	74.4
Packout (ft. <sup>3</sup> ) 24" Shelves	N/A	N/A	59.4	88.5	117.6	146.8
Packout (ft. <sup>3</sup> ) 27" Shelves	N/A	N/A	67.8	101.0	134.3	167.5
Weight (lbs.)	30	55	913	1,034	1,155	1,277

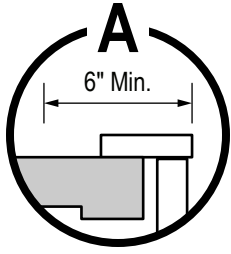
### Notes:

- Crystal Merchandiser® Rear Load cases must be installed in front of the opening in a walk-in cooler.
- For high-glide refrigerants, use dew point for unit sizing. Adjust evaporator pressure as needed to maintain discharge air temperatures.
- Baseline Evaporator Btu/h based on parallel rack system, LED Lighting (Zero Zone ChillBrite® 4234), no-energy doors (Zero Zone CoolView® Ultra™), and ECM or SSC electronic fan motors.
- For condensing units (non-rack system), multiply total Btu/h rating by 1.08.
- Glass windowed end panels only available with 2 1/2" end panels.
- All glycol data based on 35% propylene glycol by weight, 20°F supply temperature, and 23°-24°F outlet temperature.
- Amps are based on electrical nameplate values. Watts are based on laboratory observations of actual energy use.
- 2 to 4-door cases use two fan motors. 5-door cases use three fan motors.
- Door (Anti-Sweat) Options: no-energy = no-heat glass and no-heat rails. Rail heat and glass heat available.
- Individual risers for circuits of more than one case require refrigeration line sizing by Zero Zone.

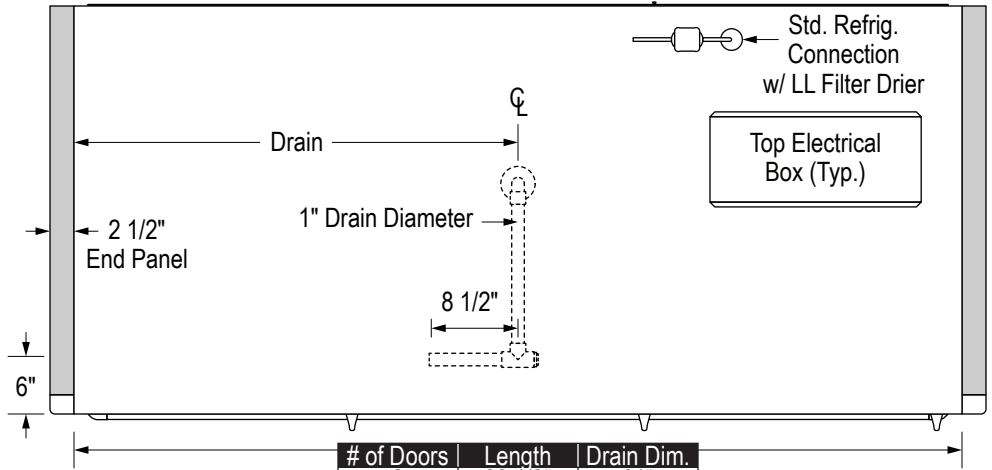


# Crystal Merchandiser® RVMC30DRL Deep Rear Load Specs

Medium Temp Deep Rear Load Reach-Ins with 30" x 74" CoolView® Ultra™ Doors  
 RVMC30DRL-(B,D,P,M): D=Deep, RL=Rear Load (B=Beverage, D=Dairy/Deli, P=Produce, M=Meat)

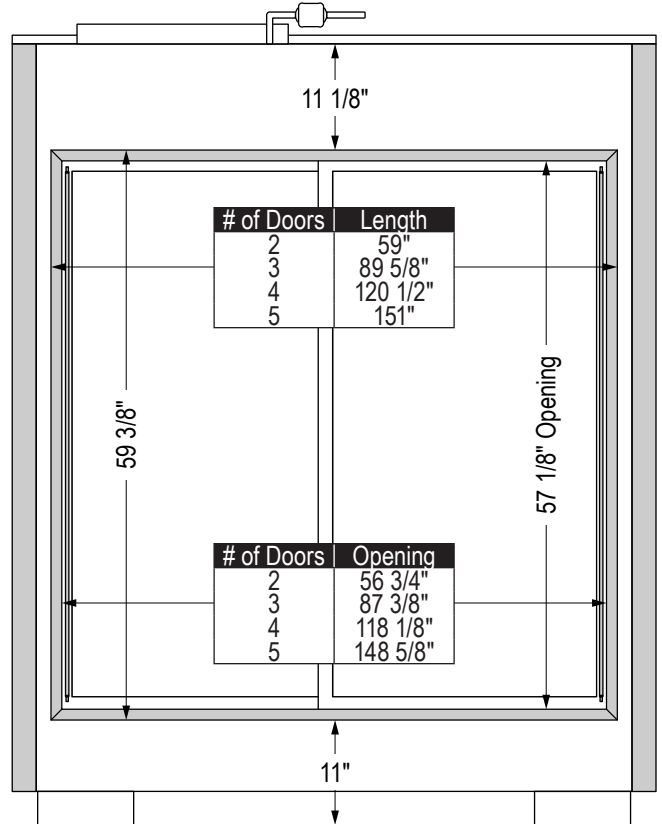
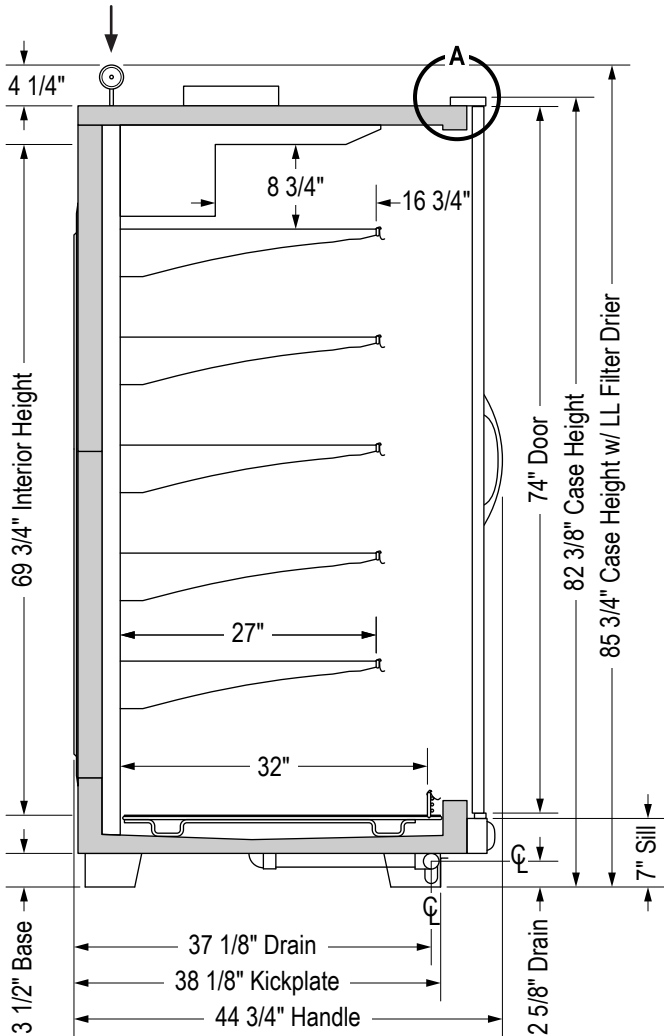


Building soffits must be set back at least 6" from the front of the doors to allow access to electrical wiring on the top of the case.



# of Doors	Length	Drain Dim.
2	62 1/8"	31"
3	92 1/2"	46 1/4"
4	123"	61 1/2"
5	153 3/8"	76 3/4"

Top refrigeration connection with LL Filter Drier increases case height by up to 4 1/4".



SS-10-L

Specifications are subject to change without notice. All dimensions are nominal.  
 Case designed to operate in an ambient temperature of 75°F and relative humidity of 55% or lower.

12/13/2023



Zero Zone, Inc.  
 800-247-4496 • www.zero-zone.com  
 © 2023 Zero Zone, Inc.

